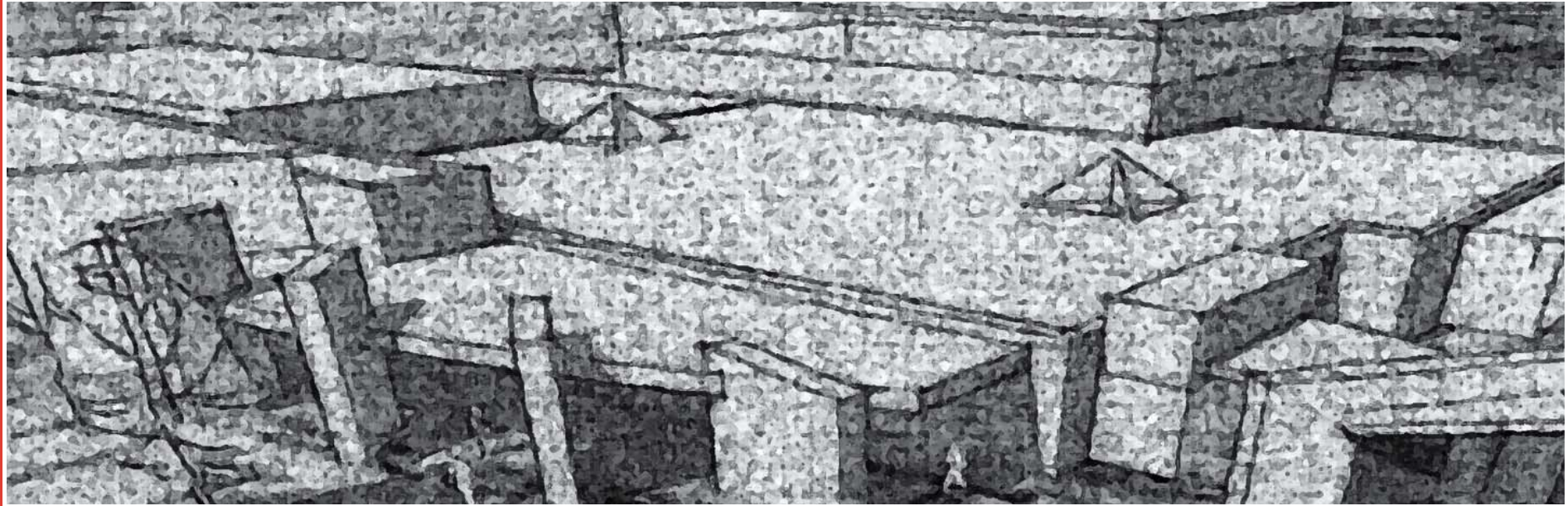


*Sheila S. Grant
Art & Design*


Mulder Family Donor Art

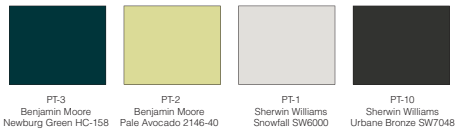
BOYS AND GIRLS CLUB OF GREATER HOLLAND
INTERIOR WALL ART / CONCEPTS



CREATIVELINE . 335 BRIDGE STREET NW #300 . GRAND RAPIDS, MI 49504 . 616.450.1767 . CREATIVELINE@SBCGLOBAL.NET


OPTION 1





Artwork that is design for the west wall takes into account the specific patterns and colors specified by the architect. Please hold to the specifications rendered below to insure art placement.

Please note change requested. It is requested that the architect change one background panel color noted in dashed red lines below. It is requested that it be changed to Sherwin Williams SW6000 Snowfall. This is to give a more neutral area background for the glass artwork. Given the translucency of glass it is helpful to change this panel for optimal viewing. Presently this panel is designated as Benjamin Moore HC-158 Newburg Green. Remaining panel colors and pattern to stay as specified by architect.



Lobby C1 - West Wall
Scale: 3/8=1'-0"



Creative Line

335 Bridge Street NW #300 . Grand Rapids, MI 49504 . p 616.450.1767 . f 616.724.4872 . e creativeline@sbcglobal.net

Sheila S. Grant

art & design

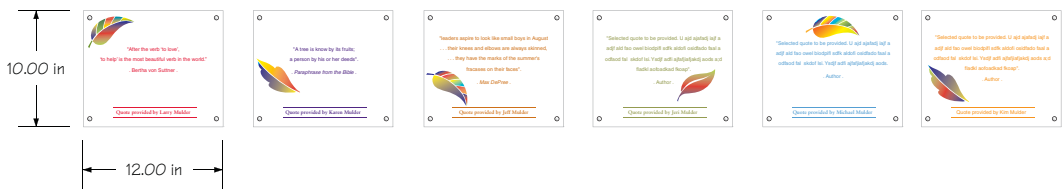


Creative Line

335 Bridge Street NW #300 . Grand Rapids, MI 49504 . p 616.450.1767 . f 616.724.4872 . e creativeline@sbcglobal.net

Sheila S. Grant

art & design



OPTION 1A

MAIN GLASS - TOP PANEL

- 3/8" thick glass.
- Background (oranges and greens) to be back etched with varied depths. Etching to be a combination of smooth and textured treatments. Color areas are to be filled and treated with a wash of transitional color, organic and inconsistent. Wash of color to allow for some glass to bleed thru to allow for more transparency.
- Tree and leaf elements to be etched from front. Etching to be a combination of smooth and textured treatments. Color areas are to be filled with bright transitional color.
- Text surrounding tree to be etched from the front and filled with mid tone purple paint.
- White areas - star burst & circles clear glass.
- Bottom text "You are blessed..." to be etched from front and filled with deep purple paint.
- Mounted with standoffs as required.

INDIVIDUAL DONOR QUOTE PANELS - LOWER PANELS

- 3/8" thick glass
- Leaf elements to be etched from front. Etching to be a combination of smooth and textured treatments. Color areas are to be filled with bright transitional color.
- Text and rule lines to be etched from back and filled with individual colors for each donor.
- Mounted with standoffs as required.

ADDITIONAL DRAWING INFORMATION

- SCALE: 1"=1'-0"
- DATE: 1.19.08

OPTIONAL TREASURE HUNT PANELS

- 3/8" thick glass
- Leaf elements to be etched from front. Etching to be a combination of smooth and textured treatments. Color areas are to be filled with bright transitional color.
- Text and rule lines to be etched from back and filled with individual colors.
- These panels are to be mounted throughout the building in selected areas. Mounted with standoffs as required. Background wall colors to be confirmed for readability.

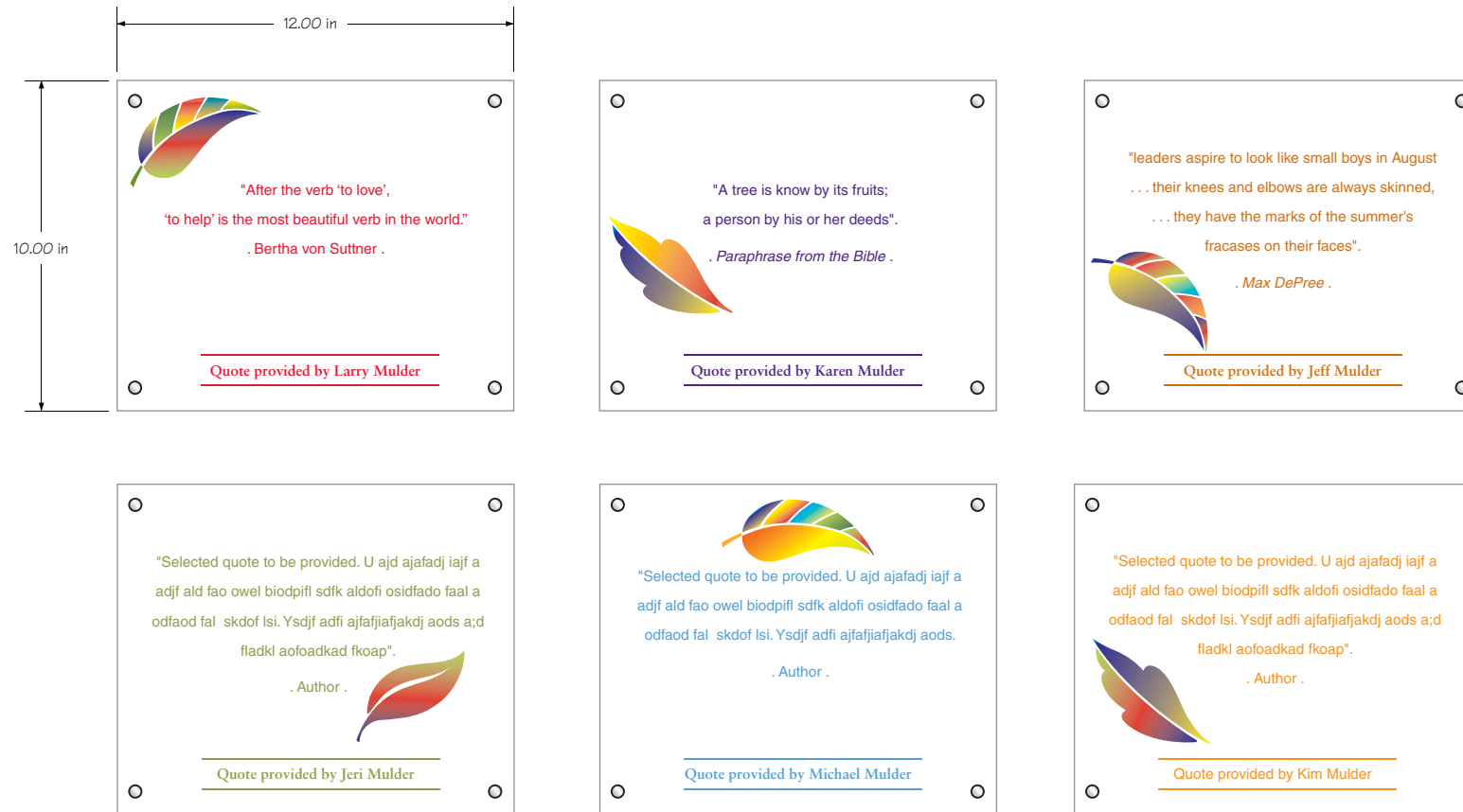


Creative Line

335 Bridge Street NW #300 . Grand Rapids, MI 49504 . p 616.450.1767 . f 616.724.4872 . e creativeline@sbcglobal.net

Sheila S. Grant

art & design



INDIVIDUAL DONOR QUOTE PANELS / ENLARGED VIEW





OPTIONAL TREASURE HUNT PANELS / ENLARGED VIEW





Creative Line

335 Bridge Street NW #300 . Grand Rapids, MI 49504 . p 616.450.1767 . f 616.724.4872 . e creativeline@sbcglobal.net

Sheila S. Grant

art & design



OPTION 1B

MAIN GLASS - TOP PANEL

- 3/8" thick glass.
- Tree and leaf elements to be etched from front. Etching to be a combination of smooth and textured treatments. Color areas are to be filled with bright transitional color.
- Text surrounding tree to be etched from the back and filled with mid tone purple paint.
- Star burst & circles to be etched from the back and filled orange/bronze paint.
- Bottom text "You are blessed..." to be etched from front and filled with deep purple paint.
- Mounted with standoffs as required.

INDIVIDUAL DONOR QUOTE PANELS - LOWER PANELS

- 3/8" thick glass
- Leaf elements to be etched from front. Etching to be a combination of smooth and textured treatments. Color areas are to be filled with bright transitional color.
- Text and rule lines to be etched from back and filled with individual colors for each donor.
- Mounted with standoffs as required.

ADDITIONAL DRAWING INFORMATION

- SCALE: 1"=1'-0"
- DATE: 1.19.08




Creative Line

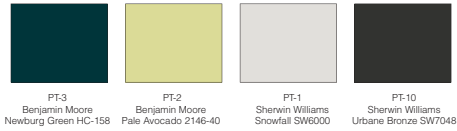
335 Bridge Street NW #300 . Grand Rapids, MI 49504 . p 616.450.1767 . f 616.724.4872 . e creativeline@sbcglobal.net

Sheila S. Grant

art & design


OPTION 2





Artwork that is design for the west wall takes into account the specific patterns and colors specified by the architect. Please hold to the specifications rendered below to insure art placement.

Please note change requested. It is requested that the architect change one background panel color noted in dashed red lines below. It is requested that it be changed to Sherwin Williams SW6000 Snowfall. This is to give a more neutral area background for the glass artwork. Given the translucency of glass it is helpful to change this panel for optimal viewing. Presently this panel is designated as Benjamin Moore HC-158 Newburg Green. Remaining panel colors and pattern to stay as specified by architect.



Lobby C1 - West Wall
Scale: 3/8=1'-0"



Creative Line

335 Bridge Street NW #300 . Grand Rapids, MI 49504 . p 616.450.1767 . f 616.724.4872 . e creativeline@sbcglobal.net

Sheila S. Grant

art & design



Creative Line

335 Bridge Street NW #300 . Grand Rapids, MI 49504 . p 616.450.1767 . f 616.724.4872 . e creativeline@sbcglobal.net

Sheila S. Grant

art & design



OPTION 2

MAIN GLASS - TOP PANEL

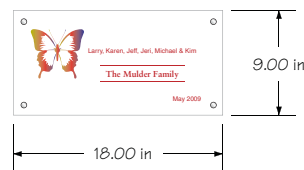
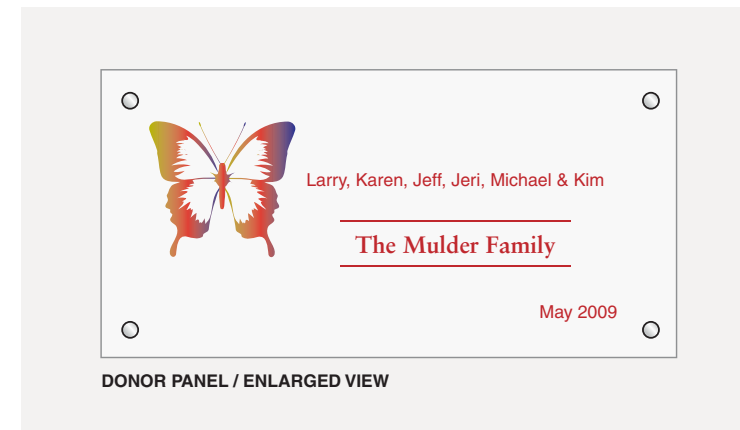
- 3/8" thick acid etched glass.
- Background (shown in grey) to be back etched with varied depths.
- Tree, flower, butterfly and leaf elements to be etched from front. Etching to be a combination of smooth and textured treatments. Color areas are to be filled with bright transitional color.
- Text "You are blessed..." to be etched from front and filled with deep burgundy/rust paint.
- Mounted with standoffs as required.

SMALL DONOR PANEL - LOWER PANEL

- 3/8" thick acid etched glass
- Butterfly to be etched from front. Etching to be a combination of smooth and textured treatments. Color areas are to be filled with bright transitional color.
- Text and rule lines to be etched from front & filled with deep rust/burgundy paint.
- Mounted with standoffs as required.


ADDITIONAL DRAWING INFORMATION

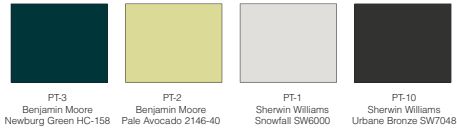
- SCALE: 1"=1'-0"
- DATE: 1.19.08



Creative Line


OPTION 3





Artwork that is design for the west wall takes into account the specific patterns and colors specified by the architect. Please hold to the specifications rendered below to insure art placement.

Please note change requested. It is requested that the architect change two background panel colors noted in dashed red lines below. It is requested that they be changed to Sherwin Williams SW6000 Snowfall. This is to give a more neutral area background for the glass artwork. Given the translucency of glass it is helpful to change these panels for optimal viewing. Presently these panels are designated as Benjamin Moore HC-158 Newburg Green & Benjamin Moore Pale Avocado 2146-40. Remaining panel colors and pattern to stay as specified by architect.



Lobby C1 - West Wall
Scale: 3/8=1'-0"



Creative Line

335 Bridge Street NW #300 . Grand Rapids, MI 49504 . p 616.450.1767 . f 616.724.4872 . e creativeline@sbcglobal.net

Sheila S. Grant

art & design



Lobby C1 - West Wall
Scale: 1/2=1'-0"



Creative Line

335 Bridge Street NW #300 . Grand Rapids, MI 49504 . p 616.450.1767 . f 616.724.4872 . e creativeline@sbcglobal.net

Sheila S. Grant

art & design



OPTION 3

MAIN GLASS - TOP PANEL

- 3/8" thick glass.
- Tree and leaf elements to be etched from front. Etching to be a combination of smooth and textured treatments. Color areas are to be filled with bright transitional color.
- Text "You are blessed..." to be etched from the back and filled with deep burgundy paint.
- Shadow of tree to be etched from the back and filled with green transitional color.
- Text "The Mulder Family..." and rule lines to be etched from back and to be filled with gold metallic paint.
- Background clear glass.
- Mounted with standoffs as required.

ADDITIONAL DRAWING INFORMATION

- SCALE: 1"=1'-0"
- DATE: 1.19.08



Creative Line

335 Bridge Street NW #300 . Grand Rapids, MI 49504 . p 616.450.1767 . f 616.724.4872 . e creativeline@sbcglobal.net

Sheila S. Grant

art & design

CREATIVELINE . 335 BRIDGE STREET NW #300 . GRAND RAPIDS, MI 49504 . 616.450.1767 . CREATIVELINE@SBCGLOBAL.NET

